



ELA Virtual Learning

Kindergarten

Comprehension

April 9, 2020



Kindergarten ELA Comprehension

Lesson 14: ELA Comprehension-Beginning, Middle, End

Learning Target:

Students will be able to answer questions about a fictional story.

Background: This is a review lesson from our Retelling Unit

- Students learn to retell information from a fiction story
- Students learn to use information from a fiction story to retell the beginning, middle, and end.
- Students learn to record the information from a fiction story.

Let's Get Started:

[Watch Video:](#)



Let's Get Started:

[Watch Video:](#)



Practice #1:

Can you put these pictures in order of beginning, middle, and end?

- Which picture happens at the beginning?
- Which picture happens in the middle?
- Which picture happens at the end?



Practice #2:

Can you put the pictures in order of beginning, middle, end


- Which picture happens at the beginning?
- Which picture happens in the middle
- Which picture happens at the end?



Practice #3:

Can you put the pictures in order of beginning, middle, end


- Which picture happens at the beginning?
- Which picture happens in the middle
- Which picture happens at the end?



Practice

Retelling Practice!

1. Listen to the story
Click here: [The Bad Seed](#)



2. Complete the retelling [worksheet](#) in your packet

Retelling: Fiction

Directions: Draw and write what happened at the beginning, middle, and end of the story.


Beginning	Middle	End

MORE Practice on your own:

Go to this website:

[Starfall: Happy Mother's Day Dear Dragon](#)

1. Click on the Starfall link above
2. Listen to the story and retell it to a family member



Self Check:

Go tell someone in your home your answers.



1. Was this lesson?

- easy,
- just right
- hard

2. See if you can find a book and retell the beginning, middle, and end of the story to someone in your home.